SIEDI ROADMAP · GUIDE

How to navigate the website

A short guide to finding your way around the SIEDI Hub website of iYunivesithi Walter Sisulu — the menu, the top links and every main page.

STEP 1

The top of every page

The university logo is on the left and the SIEDI Hub logo on the right. Under them, one maroon menu row holds every main page. PORTAL and Donation sit on the left; Search, the language selector and Brand Shop sit on the right.



STEP 2

Open a menu tab

Point at (or tap) any menu tab to open its subsections, then choose where to go. The menu order is: Home, About SIEDI, SIEDI Roadmap, Achievements & Awards, News, Opportunities, Innovation & Entrepreneurship Organisations, Internationalization & Partnership and Contact Us.

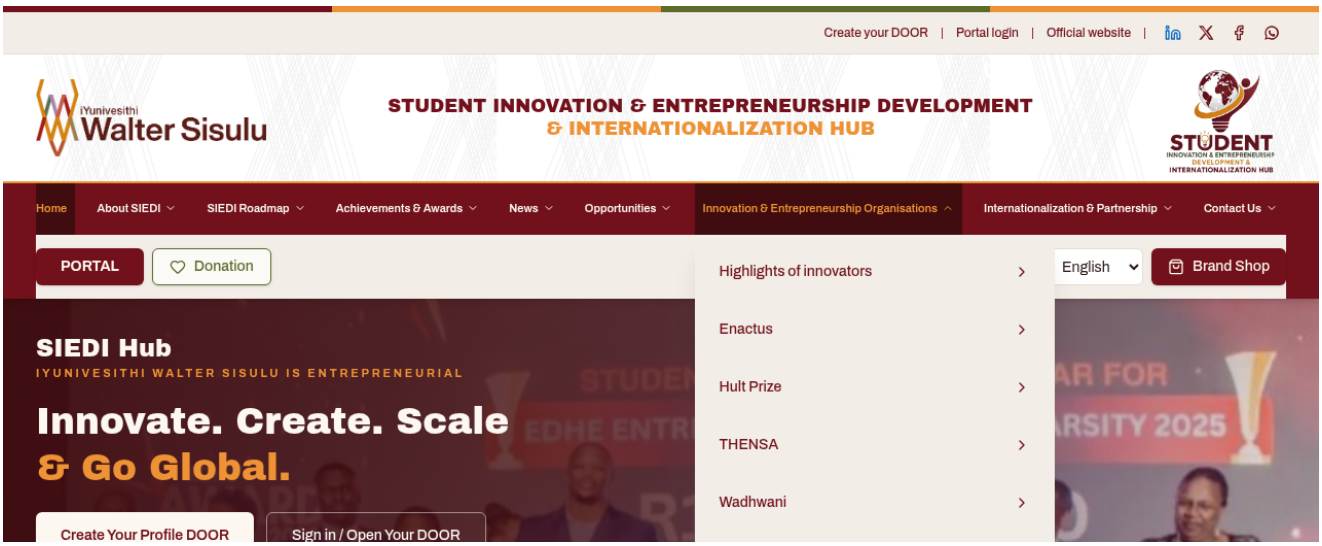

STEP 3

Home and About SIEDI

Home introduces the Hub, the Wall of Fame and your next steps. About SIEDI explains what the office does, its vision, mission, services and team.

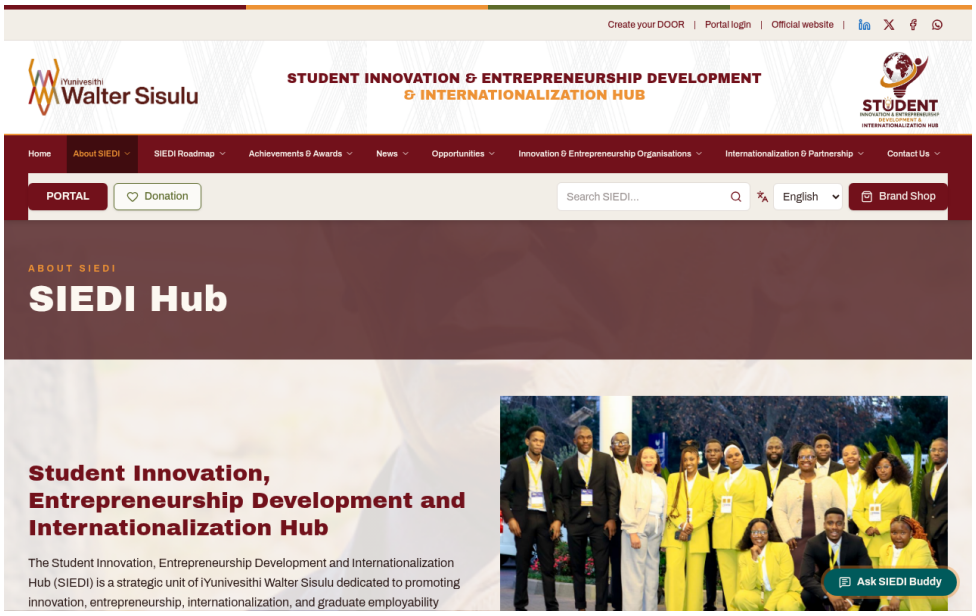

STEP 4

SIEDI Roadmap

Watch the video guides, download these PDFs, then follow the SIEDI road — six stops from creating your profile to keeping it up to date.

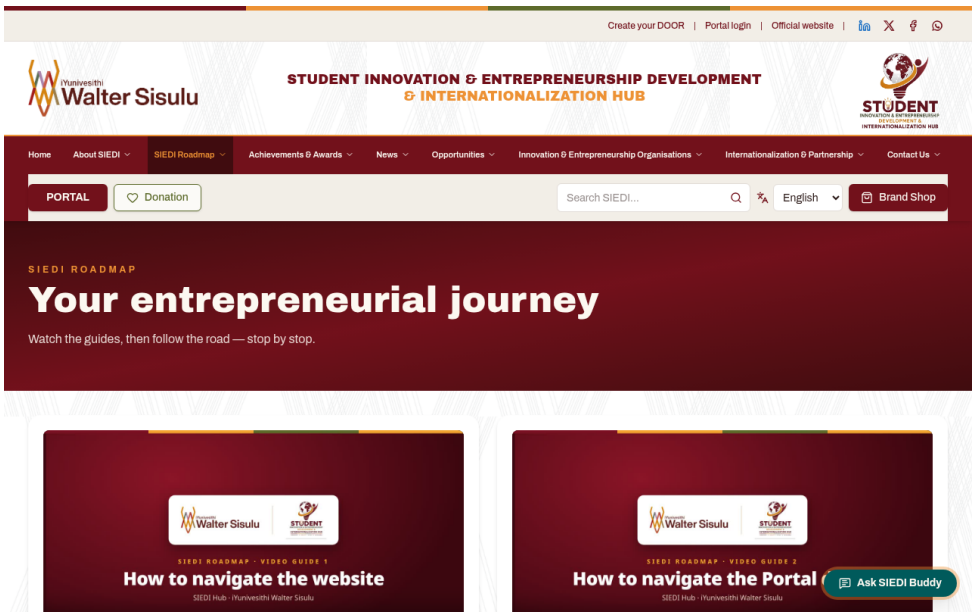

STEP 5

Achievements & Awards and News

Achievements & Awards lists SIEDI’s results year by year. News holds upcoming events, publications and the Digital archive.



STEP 6

Opportunities

Register your business, find funding and competitions, see projects, events and workshops, and careers created by student enterprises.



STEP 7

Innovation & Entrepreneurship Organisations

Meet our innovators, then explore Enactus, Hult Prize, THENSA, Wadhwani and EDHE: SWEEP.

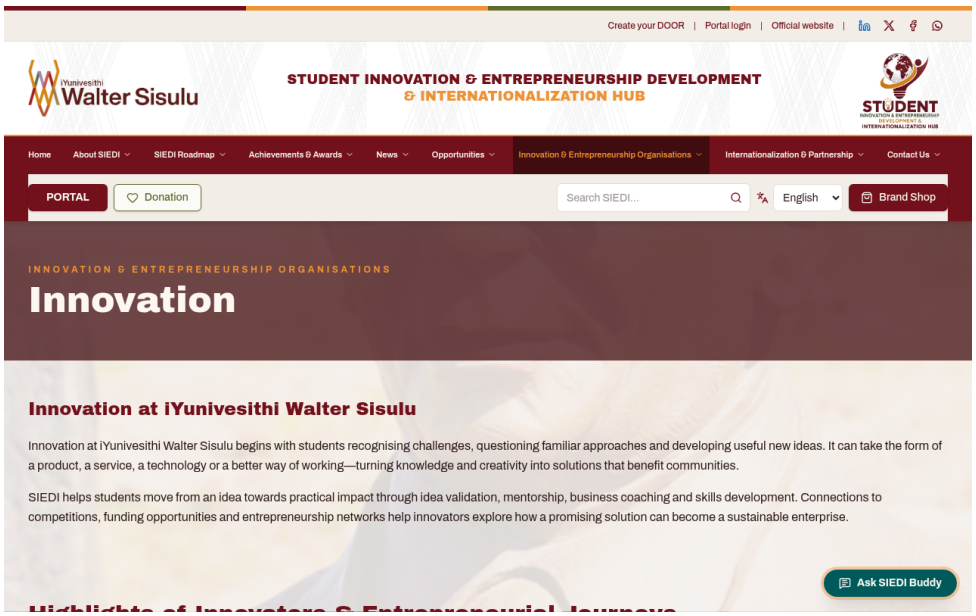

STEP 8

Internationalization & Partnership and Contact Us

See our international partners, then reach the SIEDI team and ambassadors on Contact Us.

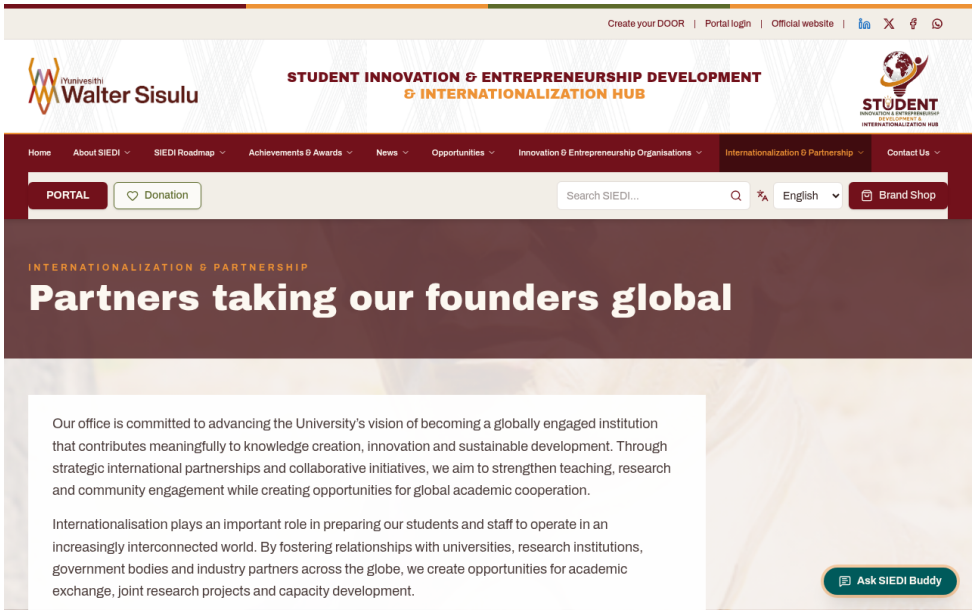

Tip: use Search at the top right to find any page, person or programme, and the language selector to read the site in your language.